



Summary Place Points & Final Results:

Competitive Wake Surf Association, Inc (CWSA)

Event Name:	BC Battle of the Wake
Event Dates:	July 8 & 9, 2017

Juniors

Ranking	Rider Name	Style	Place Points		Final Total Place Points
			Run 1	Run 2	
1	Evan Hudson	Skim	100	100	200
2	Zavier Ball	Skim	90	90	180
3	Charley Ball	Skim	80	80	160
4	Annabelle Robbins	Surf	75	75	150

Outlaw Male Surf

Ranking	Rider Name	Style	Place Points		Final Total Place Points
			Run 1	Run 2	
1	Adam May	Surf	100	90	190
2	Bryce Wagner	Surf	80	100	180
3	Codey Inman	Surf	90	80	170

Amateur Female Surf

Ranking	Rider Name	Style	Place Points		Final Total Place Points
			Run 1	Run 2	
1	Jamee May	Surf	100	100	200
2	Sydney Spicer	Surf	80	90	170
3	Kaitlin Knox	Surf	90	80	170
4	Abigail Robbins	Surf	75	75	150

Outlaw Male Skim

Ranking	Rider Name	Style	Place Points		Final Total Place Points
			Run 1	Run 2	
1	Rob Ulrich	Skim	90	100	190
2	Codey Inman	Skim	100	90	190
3	Phil Wilson	Skim	80	80	160
4	Adam May	Skim	75	75	150



Summary Place Points & Final Results:

Competitive Wake Surf Association, Inc (CWSA)

Event Name:	BC Battle of the Wake
Event Dates:	July 8 & 9, 2017

Amateur Female Skim						
			Place Points	Place Points		Final Total
			Run 1	Run 2		Place Points

Ranking	Rider Name	Style	Run 1	Run 2		Final Total
1	Randall Scheel	Skim	100	100		200
2	Sydney Spicer	Skim	90	90		180
3	Sara Tallon	Skim	80	80		160
4	Lizzy Varga	Skim	75	75		150
5	Christa Hiebert	Skim	70	70		140

Amateur Male Skim						
			Place Points	Place Points		Final Total
			Run 1	Run 2		Place Points

Ranking	Rider Name	Style	Run 1	Run 2		Final Total
1	Christian Mitchell	Skim	90	100		190
2	Colin May	Skim	100	75		175
3	Mathew Ball	Skim	75	90		165
4	Paul Scheel	Skim	80	80		160
5	Ethan Halford	Skim	70	70		140
6	Cole Reid	Skim	65	65		130

Masters Female Skim						
			Place Points	Place Points		Final Total
			Run 1	Run 2		Place Points

Ranking	Rider Name	Style	Run 1	Run 2		Final Total
1	Tracy Wright	Skim	100	100		200
2	Susan Halford	Skim	80	90		170
3	Carly Newell	Skim	90	80		170
4	Donna Baker	Skim	75	75		150



Summary Place Points & Final Results:

Competitive Wake Surf Association, Inc (CWSA)

Event Name:	BC Battle of the Wake
Event Dates:	July 8 & 9, 2017

Masters Male Skim

Ranking	Rider Name	Style	Place Points	Place Points	Final Total
			Run 1	Run 2	
1	Ricky Edmonds	Skim	100	100	200
2	Todd Witherell	Skim	90	90	180
3	Craig Halford	Skim	80	80	160
4	Gary Weiss	Skim	75	75	150

Outlaw Female Combined

Ranking	Rider Name	Style	Place Points	Place Points	Final Total
			Run 1	Run 2	
1	Lily Anderson	Surf	100	100	200
2	Nicole Hudson	Surf	90	90	180
3	Alona Ramsey	Skim	80	80	160

Amateur Male Surf

Ranking	Rider Name	Style	Place Points	Place Points	Final Total
			Run 1	Run 2	
1	Stephen Hammell	Surf	100	100	200
2	Dino Wilson	Surf	90	90	180
3	Callum Bondy	Surf	80	90	170
4	Mats Anderson	Surf	75	75	150
5	Christian Mitchell	Surf	75	70	145



Summary Place Points & Final Results:

Competitive Wake Surf Association, Inc (CWSA)


Event Name:	BC Battle of the Wake
Event Dates:	July 8 & 9, 2017

Masters Female Surf						
Ranking	Rider Name	Style	Place Points	Place Points		Final Total
			Run 1	Run 2		Place Points
1	Susan Halford	Surf	100	100		200
2	Bridgetta O'Shea	Surf	90	90		180
3	Tracy Wright	Surf	80	80		160
4	Carly Newell	Surf	75	75		150
5	Donna Baker	Surf	70	70		140

Masters Male Surf						
Ranking	Rider Name	Style	Place Points	Place Points		Final Total
			Run 1	Run 2		Place Points
1	Ricky Edmonds	Surf	80	100		180
2	Eric Anderson	Surf	90	90		180
3	Craig Halford	Surf	100	80		180
4	Gary Weiss	Surf	75	75		150

Pro Male Skim						
Ranking	Rider Name	Style	Place Points	Place Points		Final Total
			Run 1	Run 2		Place Points
1	Grant Witherell	Skim	90	100		190
2	Aaron Witherell	Skim	100	90		190

Pro Male Surf						
Ranking	Rider Name	Style	Place Points	Place Points		Final Total
			Run 1	Run 2		Place Points
1	Aaron Witherell	Surf	100	100		200
2	Grant Witherell	Surf	90	90		180



Run 2 Results & Place Points:

Competitive Wake Surf Association, Inc (CWSA)

Event Name:		BC Battle of the Wake								
Event Dates:		July 8 & 9, 2017								
Juniors							Degree of Difficulty	Intensity	Variety	Execution
						Run 2 Place Points	D	I	V	E
Ranking	Rider Name	Run 1	Run 2	Run 3	Total	Run 2 Place Points	D	I	V	E
4	Annabelle Robbins		56.0		56.0	75	14.0	14.0	14.0	14.0
3	Charley Ball		68.0		68.0	80	17.0	17.0	17.0	17.0
1	Evan Hudson		94.0		94.0	100	24.5	23.0	23.5	23.0
2	Zavier Ball		83.0		83.0	90	21.0	21.5	20.5	20.0

Outlaw Male Surf							Degree of Difficulty	Intensity	Variety	Execution
						Run 2 Place Points	D	I	V	E
Ranking	Rider Name	Run 1	Run 2	Run 3	Total	Run 2 Place Points	D	I	V	E
1	Bryce Wagner		82.0		82.0	100	21.0	20.0	20.0	21.0
3	Codey Inman		55.0		55.0	80	15.0	15.0	15.0	10.0
2	Adam May		72.0		72.0	90	18.0	18.0	18.0	18.0

Amateur Female Surf							Degree of Difficulty	Intensity	Variety	Execution
						Run 2 Place Points	D	I	V	E
Ranking	Rider Name	Run 1	Run 2	Run 3	Total	Run 2 Place Points	D	I	V	E
4	Abigail Robbins		52.0		52.0	75	13.0	13.0	13.0	13.0
1	Jamee May		83.0		83.0	100	20.0	22.0	20.0	21.0
3	Kaitlin Knox		69.0		69.0	80	16.0	19.0	17.0	17.0
2	Sydney Spicer		76.0		76.0	90	20.0	18.0	20.0	18.0

Outlaw Male Skim							Degree of Difficulty	Intensity	Variety	Execution
						Run 2 Place Points	D	I	V	E
Ranking	Rider Name	Run 1	Run 2	Run 3	Total	Run 2 Place Points	D	I	V	E
1	Rob Ulrich		105.5		105.5	100	26.5	25.0	27.0	27.0
3	Phil Wilson		70.0		70.0	80	17.5	17.0	18.5	17.0
4	Adam May		52.0		52.0	75	13.0	13.0	13.0	13.0
2	Codey Inman		84.0		84.0	90	21.5	19.5	21.5	21.5



Run 2 Results & Place Points:


Competitive Wake Surf Association, Inc (CWSA)

Event Name:	BC Battle of the Wake
Event Dates:	July 8 & 9, 2017

Amateur Female Skim						Degree of Difficulty	Intensity	Variety	Execution	
Ranking	Rider Name	Run 1	Run 2	Run 3	Total	Run 2 Place Points	D	I	V	E
4	Lizzy Varga		61.9		61.9	75	15.2	15.0	16.5	15.2
2	Sydney Spicer		74.7		74.7	90	18.5	18.0	20.0	18.2
3	Sara Tallon		69.7		69.7	80	17.4	17.3	18.3	16.7
5	Christa Hiebert		51.0		51.0	70	12.5	12.5	12.5	13.5
1	Randall Scheel		80.2		80.2	100	19.9	20.5	20.8	19.0

Amateur Male Skim						Degree of Difficulty	Intensity	Variety	Execution	
Ranking	Rider Name	Run 1	Run 2	Run 3	Total	Run 2 Place Points	D	I	V	E
6	Cole Reid		48.2		48.2	65	12.0	12.7	11.0	12.5
2	Mathew Ball		84.0		84.0	90	20.6	21.7	21.0	20.7
4	Colin May		59.5		59.5	75	16.0	14.5	13.5	15.5
1	Christian Mitchell		86.8		86.8	100	20.9	23.0	21.0	21.9
3	Paul Scheel		76.0		76.0	80	18.5	19.0	19.0	19.5
5	Ethan Halford		51.9		51.9	70	13.0	12.9	12.5	13.5

Masters Female Skim						Degree of Difficulty	Intensity	Variety	Execution	
Ranking	Rider Name	Run 1	Run 2	Run 3	Total	Run 2 Place Points	D	I	V	E
4	Donna Baker		45.5		45.5	75	11.5	12.5	11.0	10.5
1	Tracy Wright		89.0		89.0	100	22.5	22.0	22.5	22.0
2	Susan Halford		57.0		57.0	90	13.5	14.0	15.0	14.5
3	Carly Newell		49.0		49.0	80	13.0	12.5	12.5	11.0



Run 2 Results & Place Points:

Competitive Wake Surf Association, Inc (CWSA)


Event Name:	BC Battle of the Wake
Event Dates:	July 8 & 9, 2017

Masters Male Skim							Degree of Difficulty	Intensity	Variety	Execution
Ranking	Rider Name	Run 1	Run 2	Run 3	Total	Run 2 Place Points	D	I	V	E
1	Ricky Edmonds		78.0		78.0	100	19.5	20.5	19.0	19.0
4	Gary Weiss		41.5		41.5	75	10.0	10.0	11.5	10.0
3	Craig Halford		49.5		49.5	80	12.5	12.5	13.0	11.5
2	Todd Witherell		64.0		64.0	90	17.0	15.5	15.5	16.0

Outlaw Female Combined							Degree of Difficulty	Intensity	Variety	Execution
Ranking	Rider Name	Run 1	Run 2	Run 3	Total	Run 2 Place Points	D	I	V	E
2	Nicole Hudson		67.0		67.0	90	16.0	18.0	17.0	16.0
1	Lily Anderson		91.5		91.5	100	23.0	23.0	23.0	22.5
3	Alona Ramsey		49.0		49.0	80	12.0	13.0	12.0	12.0

Amateur Male Surf							Degree of Difficulty	Intensity	Variety	Execution
Ranking	Rider Name	Run 1	Run 2	Run 3	Total	Run 2 Place Points	D	I	V	E
2	Dino Wilson		67.0		67.0	90	15.5	20.0	15.0	16.5
2	Callum Bondy		67.0		67.0	90	15.0	20.0	15.0	17.0
4	Mats Anderson		57.5		57.5	75	12.5	18.0	12.0	15.0
5	Christian Mitchell		45.0		45.0	70	11.0	13.5	9.5	11.0
1	Stephen Hammell		73.5		73.5	100	20.0	21.0	14.5	18.0

Masters Female Surf							Degree of Difficulty	Intensity	Variety	Execution
Ranking	Rider Name	Run 1	Run 2	Run 3	Total	Run 2 Place Points	D	I	V	E
4	Carly Newell		55.0		55.0	75	14.0	13.0	14.0	14.0
5	Donna Baker		43.0		43.0	70	10.5	10.5	10.0	12.0
2	Bridgetta O'Shea		66.2		66.2	90	17.0	17.5	15.5	16.2
1	Susan Halford		70.5		70.5	100	17.5	17.5	17.5	18.0
3	Tracy Wright		65.5		65.5	80	17.0	16.5	16.0	16.0



Run 2 Results & Place Points:

Competitive Wake Surf Association, Inc (CWSA)

Event Name:	BC Battle of the Wake
Event Dates:	July 8 & 9, 2017

Masters Male Surf							Degree of Difficulty	Intensity	Variety	Execution
Ranking	Rider Name	Run 1	Run 2	Run 3	Total	Run 2 Place Points	D	I	V	E
1	Ricky Edmonds		86.0		86.0	100	22.5	21.0	21.5	21.0
4	Gary Weiss		54.8		54.8	75	13.0	13.3	13.5	15.0
3	Craig Halford		72.0		72.0	80	16.5	18.5	19.5	17.5
2	Eric Anderson		72.3		72.3	90	15.5	19.5	18.5	18.8

Pro Male Skim							Degree of Difficulty	Intensity	Variety	Execution
Ranking	Rider Name	Run 1	Run 2	Run 3	Total	Run 2 Place Points	D	I	V	E
2	Aaron Witherell		82.5		82.5	90	20.5	21.0	20.0	21.0
1	Grant Witherell		91.5		91.5	100	23.5	22.5	22.5	23.0

Pro Male Surf							Degree of Difficulty	Intensity	Variety	Execution
Ranking	Rider Name	Run 1	Run 2	Run 3	Total	Run 2 Place Points	D	I	V	E
1	Aaron Witherell		94.0		94.0	100	23.5	23.5	24.5	22.5
2	Grant Witherell		84.1		84.1	90	20.0	23.3	19.8	21.0



Run 1 Results & Place Points:

Competitive Wake Surf Association, Inc (CWSA)

Event Name:		BC Battle of the Wake								
Event Dates:		July 8 & 9, 2017								
Juniors							Degree of Difficulty	Intensity	Variety	Execution
						Run 1 Place Points	D	I	V	E
Ranking	Rider Name	Run 1	Run 2	Run 3	Total	Run 1 Place Points	D	I	V	E
4	Annabelle Robbins	48.0			48.0	75	12.0	12.0	12.0	12.0
3	Charley Ball	72.0			72.0	80	17.0	18.0	18.0	19.0
1	Evan Hudson	97.0			97.0	100	24.0	24.0	24.0	25.0
2	Zavier Ball	90.0			90.0	90	21.5	23.0	21.5	24.0

Outlaw Male Surf							Degree of Difficulty	Intensity	Variety	Execution
						Run 1 Place Points	D	I	V	E
Ranking	Rider Name	Run 1	Run 2	Run 3	Total	Run 1 Place Points	D	I	V	E
3	Bryce Wagner	56.0			56.0	80	14.0	14.0	14.0	14.0
2	Codey Inman	67.0			67.0	90	17.0	16.0	17.0	17.0
1	Adam May	96.5			96.5	100	24.0	24.0	24.5	24.0

Amateur Female Surf							Degree of Difficulty	Intensity	Variety	Execution
						Run 1 Place Points	D	I	V	E
Ranking	Rider Name	Run 1	Run 2	Run 3	Total	Run 1 Place Points	D	I	V	E
4	Abigail Robbins	48.0			48.0	75	12.0	12.0	12.0	12.0
1	Jamee May	86.0			86.0	100	21.5	21.5	21.5	21.5
2	Kaitlin Knox	66.0			66.0	90	17.0	17.5	15.5	16.0
3	Sydney Spicer	56.5			56.5	80	13.5	15.0	14.0	14.0

Outlaw Male Skim							Degree of Difficulty	Intensity	Variety	Execution
						Run 1 Place Points	D	I	V	E
Ranking	Rider Name	Run 1	Run 2	Run 3	Total	Run 1 Place Points	D	I	V	E
2	Rob Ulrich	80.0			80.0	90	20.0	19.0	20.0	21.0
3	Phil Wilson	71.5			71.5	80	17.5	18.0	18.0	18.0
4	Adam May	48.0			48.0	75	12.0	12.0	12.0	12.0
1	Codey Inman	106.0			106.0	100	26.5	26.5	26.5	26.5



Run 1 Results & Place Points:

Competitive Wake Surf Association, Inc (CWSA)

Event Name:		BC Battle of the Wake								
Event Dates:		July 8 & 9, 2017								
Amateur Female Skim						Degree of Difficulty	Intensity	Variety	Execution	
						Run 1				
Ranking	Rider Name	Run 1	Run 2	Run 3	Total	Place Points	D	I	V	E
4	Lizzy Varga	69.3			69.3	75	16.0	17.4	17.7	18.2
2	Sydney Spicer	79.9			79.9	90	20.5	19.3	21.1	19.0
3	Sara Tallon	75.4			75.4	80	19.2	19.4	18.9	17.9
5	Christa Hiebert	49.0			49.0	70	12.5	12.0	11.5	13.0
1	Randall Scheel	86.7			86.7	100	21.8	22.6	21.3	21.0

Amateur Male Skim						Degree of Difficulty	Intensity	Variety	Execution	
						Run 1				
Ranking	Rider Name	Run 1	Run 2	Run 3	Total	Place Points	D	I	V	E
6	Cole Reid	45.5			45.5	65	11.0	12.0	10.5	12.0
4	Mathew Ball	61.0			61.0	75	15.0	16.0	16.0	14.0
1	Colin May	75.0			75.0	100	19.0	18.5	16.5	21.0
2	Christian Mitchell	74.0			74.0	90	19.0	19.2	17.3	18.5
3	Paul Scheel	69.1			69.1	80	16.5	17.0	17.0	18.6
5	Ethan Halford	53.5			53.5	70	13.0	15.0	12.5	13.0

Masters Female Skim						Degree of Difficulty	Intensity	Variety	Execution	
						Run 1				
Ranking	Rider Name	Run 1	Run 2	Run 3	Total	Place Points	D	I	V	E
4	Donna Baker	41.0			41.0	75	10.0	11.0	9.0	11.0
1	Tracy Wright	79.0			79.0	100	20.0	18.0	20.0	21.0
3	Susan Halford	65.5			65.5	80	15.0	16.0	18.5	16.0
2	Carly Newell	69.5			69.5	90	16.0	17.5	18.5	17.5

Masters Male Skim						Degree of Difficulty	Intensity	Variety	Execution	
						Run 1				
Ranking	Rider Name	Run 1	Run 2	Run 3	Total	Place Points	D	I	V	E
1	Ricky Edmonds	87.5			87.5	100	22.5	21.5	21.0	22.5
4	Gary Weiss	28.5			28.5	75	7.0	6.0	8.5	7.0
3	Craig Halford	53.0			53.0	80	12.0	13.5	13.5	14.0
2	Todd Witherell	56.5			56.5	90	14.5	13.5	14.5	14.0



Run 1 Results & Place Points:

Competitive Wake Surf Association, Inc (CWSA)

Event Name:	BC Battle of the Wake
Event Dates:	July 8 & 9, 2017

Outlaw Female Combined						Degree of Difficulty	Intensity	Variety	Execution	
Ranking	Rider Name	Run 1	Run 2	Run 3	Total	Run 1 Place Points	D	I	V	E
2	Nicole Hudson	65.0			65.0	90	16.0	16.0	18.0	15.0
1	Lily Anderson	87.5			87.5	100	22.5	22.0	22.0	21.0
3	Alona Ramsey	32.0			32.0	80	8.0	8.0	8.0	8.0

Amateur Male Surf						Degree of Difficulty	Intensity	Variety	Execution	
Ranking	Rider Name	Run 1	Run 2	Run 3	Total	Run 1 Place Points	D	I	V	E
2	Dino Wilson	85.0			85.0	90	20.0	23.0	19.0	23.0
3	Callum Bondy	64.0			64.0	80	15.5	18.0	14.0	16.5
4	Mats Anderson	57.5			57.5	75	14.0	16.5	12.0	15.0
4	Christian Mitchell	57.5			57.5	75	15.5	15.0	12.0	15.0
1	Stephen Hammell	88.0			88.0	100	21.0	23.5	20.5	23.0

Masters Female Surf						Degree of Difficulty	Intensity	Variety	Execution	
Ranking	Rider Name	Run 1	Run 2	Run 3	Total	Run 1 Place Points	D	I	V	E
4	Carly Newell	48.5			48.5	75	11.0	11.0	14.5	12.0
5	Donna Baker	39.1			39.1	70	8.0	10.3	9.8	11.0
2	Bridgetta O'Shea	72.0			72.0	90	18.5	18.0	16.5	19.0
1	Susan Halford	80.0			80.0	100	21.5	19.5	19.0	20.0
3	Tracy Wright	63.5			63.5	80	16.5	15.0	16.5	15.5



Run 1 Results & Place Points:

Competitive Wake Surf Association, Inc (CWSA)

Event Name:	BC Battle of the Wake
Event Dates:	July 8 & 9, 2017

Masters Male Surf						Degree of Difficulty	Intensity	Variety	Execution	
Ranking	Rider Name	Run 1	Run 2	Run 3	Total	Run 1 Place Points	D	I	V	E
3	Ricky Edmonds	63.0			63.0	80	14.5	18.0	14.0	16.5
4	Gary Weiss	60.5			60.5	75	14.5	15.0	15.5	15.5
1	Craig Halford	72.5			72.5	100	18.0	19.0	18.0	17.5
2	Eric Anderson	70.6			70.6	90	16.5	19.6	18.0	16.5

Pro Male Skim						Degree of Difficulty	Intensity	Variety	Execution	
Ranking	Rider Name	Run 1	Run 2	Run 3	Total	Run 1 Place Points	D	I	V	E
1	Aaron Witherell	95.5			95.5	100	26.0	23.0	22.0	24.5
2	Grant Witherell	90.8			90.8	90	22.5	24.3	20.5	23.5

Pro Male Surf						Degree of Difficulty	Intensity	Variety	Execution	
Ranking	Rider Name	Run 1	Run 2	Run 3	Total	Run 1 Place Points	D	I	V	E
1	Aaron Witherell	92.5			92.5	100	24.0	23.5	22.5	22.5
2	Grant Witherell	64.0			64.0	90	16.0	16.5	15.5	16.0